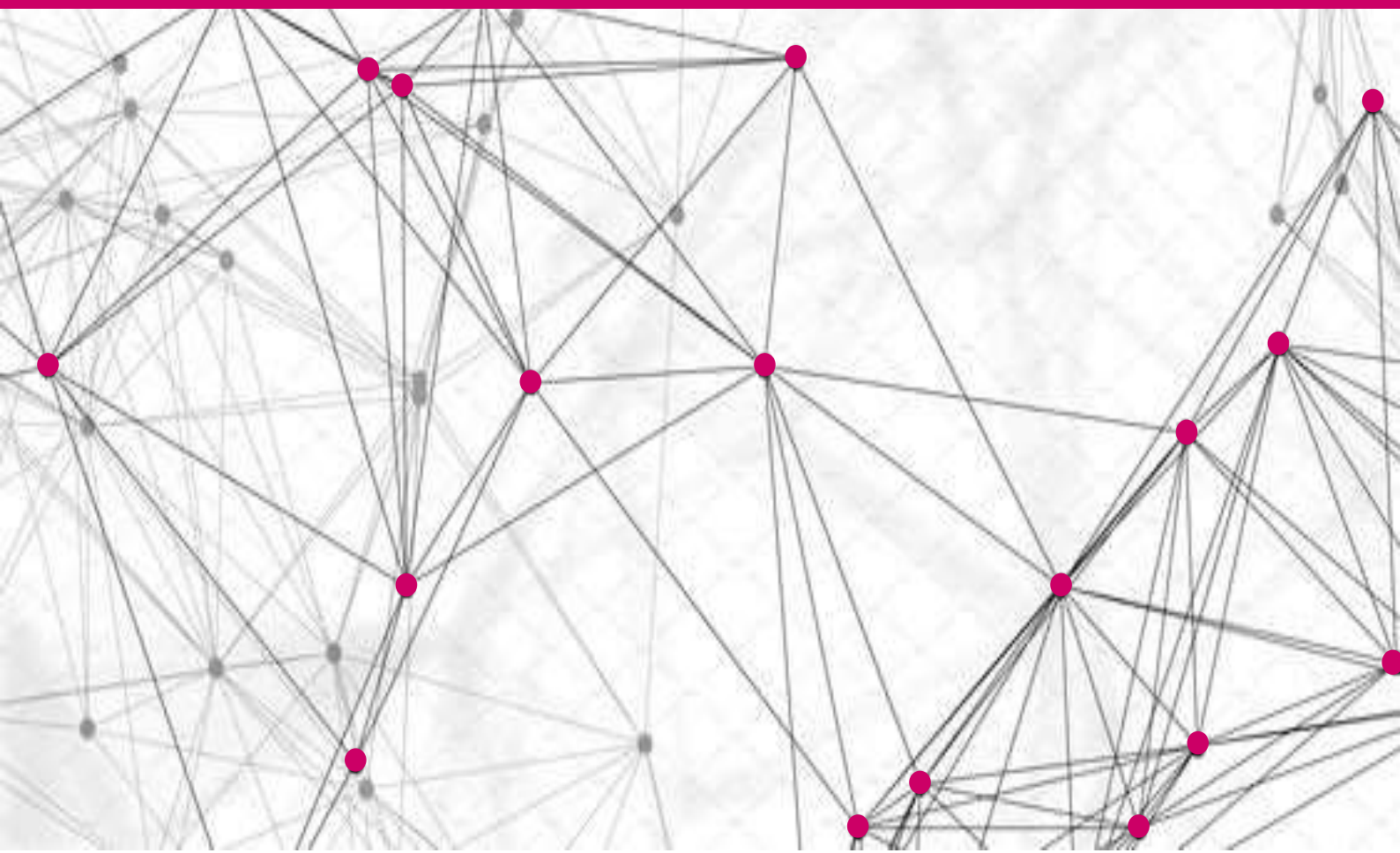




Commodities

Monthly Update



September 2020

Macroeconomic Data

MZN/USD: 72.63

MZN/ZAR: 4.44

MZN/EUR: 85.73

Real GDP % (2020F): 0.5

Inflation % (YoY): 2.75

Public Debt % (2020F): 120

Benchmark Interest Rate %: 13.25

Prime Lending Rate %: 15.90

Monetary Policy Rate %: 10.25

Top Headlines



September 9, 2020 – Oil falls further amid growing alarm over coronavirus second wave

TOKYO, Sept 9 (Reuters) - Oil futures fell further on Wednesday after big declines the previous session with Brent sliding below \$40 a barrel for the first time since June as COVID-19 cases rebounded in several countries.

<https://www.reuters.com/article/global-oil/oil-falls-further-amid-growing-alarm-over-coronavirus-second-wave-idUSL4N2G60Q4>



August 15, 2020 – Oil Market Report - August 2020

Global oil demand is expected to be 91.9 mb/d in 2020, down 8.1 mb/d y-o-y. In this Report, we reduce our 2020 forecast by 140 kb/d, the first downgrade in several months, reflecting the stalling of mobility as the number of Covid-19 cases remains high, and weakness in the aviation sector.

<https://www.iea.org/reports/oil-market-report-august-2020>



September 01, 2020 – India's coal imports stumble in August, raising risk of slow recovery: Russell

LAUNCESTON, Australia, Sept 1 (Reuters) - After posting a mild recovery in July, India's coal imports have stumbled in August as the South Asian nation battles to restart its economy amid the ongoing coronavirus pandemic.

<https://www.reuters.com/article/column-russell-coal-india/column-indias-coal-imports-stumble-in-august-raising-risk-of-slow-recovery-russell-idUSL4N2FY1MZ>



August 6, 2020 – China's aluminium import surge a sign of global disconnect: Andy Home

LONDON, Sept 2 (Reuters) - China imported more aluminium than it exported in July.

<https://www.reuters.com/article/metals-aluminium-ahome/column-chinas-aluminium-import-surge-a-sign-of-global-disconnect-andy-home-idUSL8N2FZ258>



August 27 2020 – Mozambique will be the only southern African country to grow in 2020 – Fitch Solutions

As had also already been advanced by the IMF in June this year, the consultancy Fitch Solutions said on Sunday (23-08) that Mozambique would be able to avoid a recession this year, and would in fact be the only country in southern Africa to grow at all.

<https://furtherafrica.com/2020/08/27/mozambique-will-be-the-only-southern-african-country-to-grow-in-2020-fitch-solutions/>



August 25, 2020 – Total and Mozambique sign security pact for US\$20B natural gas project

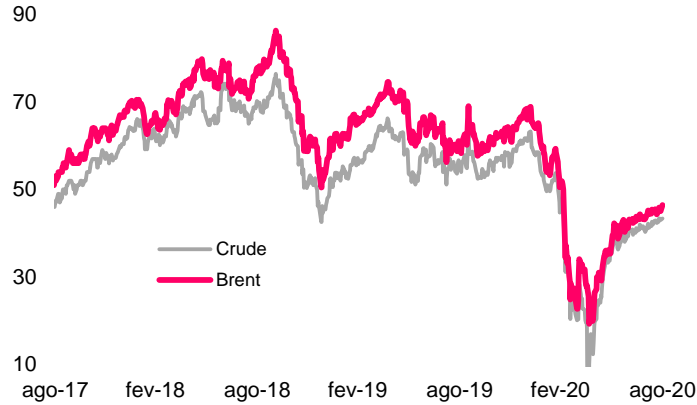
French oil major Total has signed a security pact with the Mozambique government to protect a US\$20B natural gas (LNG) project being developed in the southern African country, the company said on Monday.

<https://furtherafrica.com/2020/08/25/total-and-mozambique-sign-security-pact-for-us20b-natural-gas-project/>

Energy Commodities

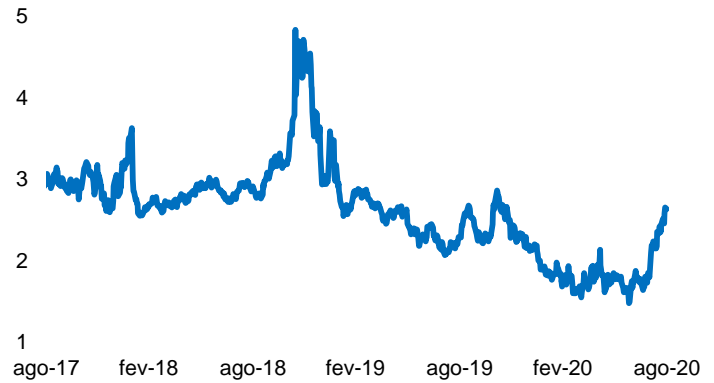
Crude Oil Price (\$/bbl)

Daily (from 2017)



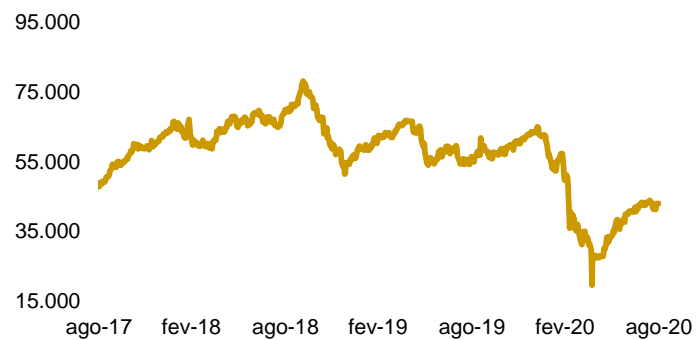
Natural Gas (USD)

Daily (from 2017)



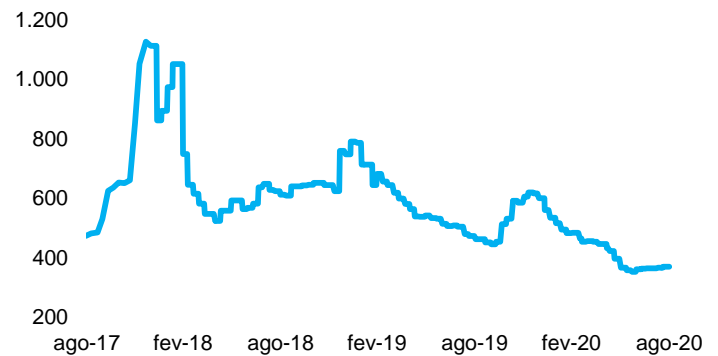
Kerosene (¥/kl)

Daily (from 2017)



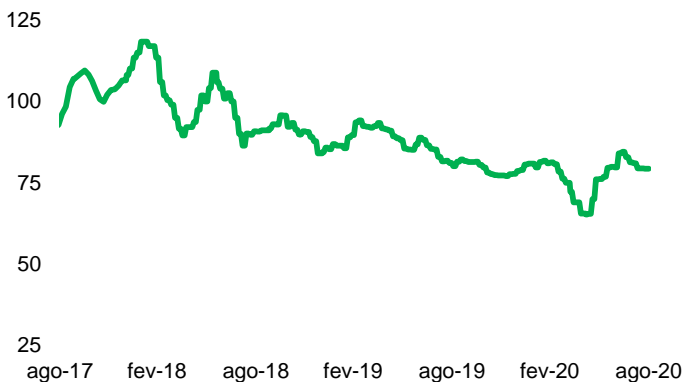
LNG China (\$/mmbtu)

CEFWGUF Index, Daily (from 2017)



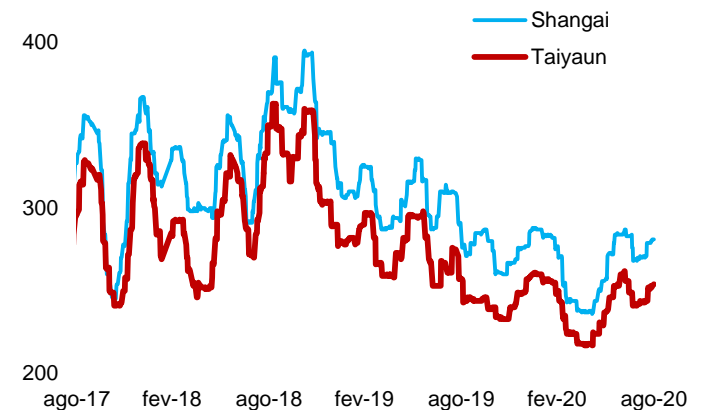
China Port Thermal Coal (\$/mt)

COASQI55 Index, Daily (from 2017)



2nd Grade Coke Shanghai and Taiyuan (\$/mt)

CCOKSHAN Index, Daily (from 2017)

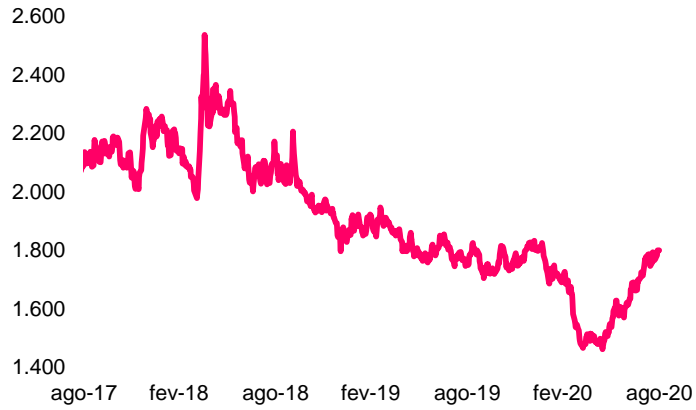




Minerals & Precious Metals

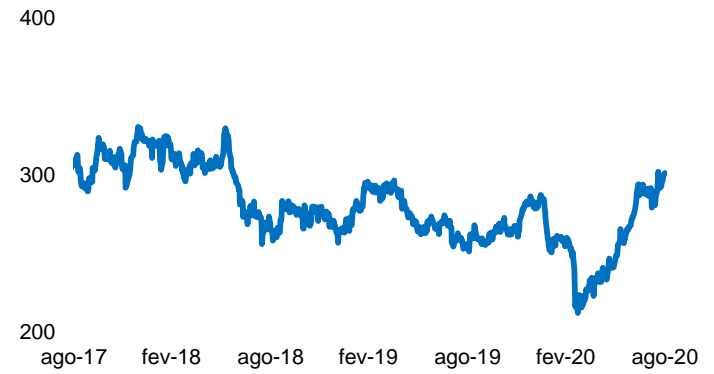
Aluminum (\$/mt)

Daily (from 2017)



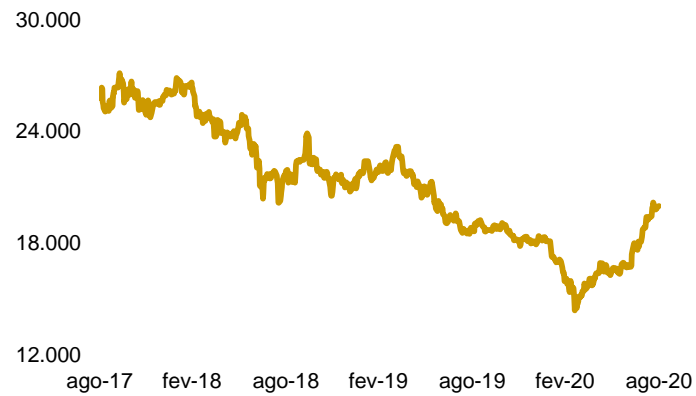
Copper (\$/lb)

Daily (from 2017)



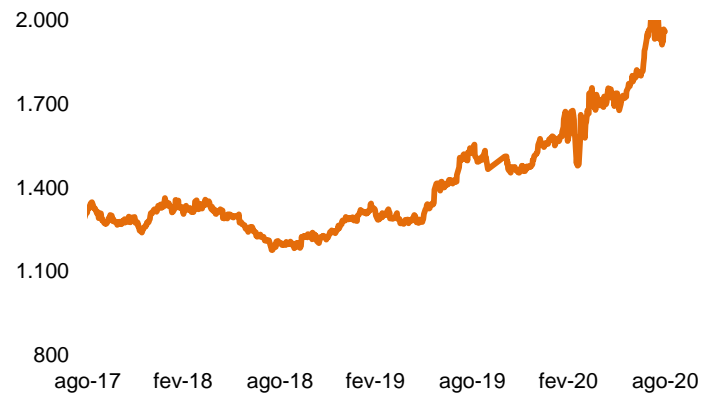
Zinc (CNY/MT)

Daily (from 2017)



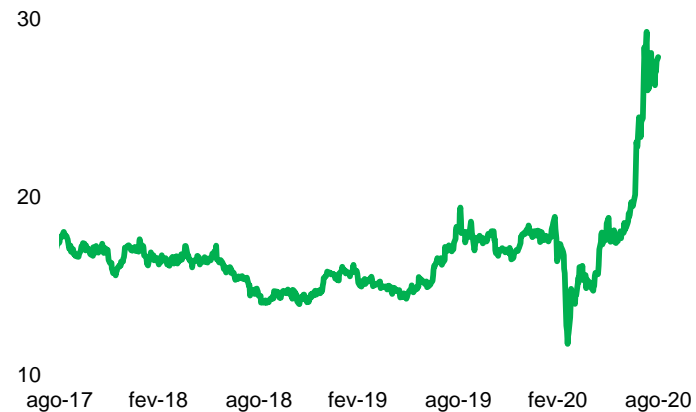
Gold (\$/t oz)

Daily (from 2017)



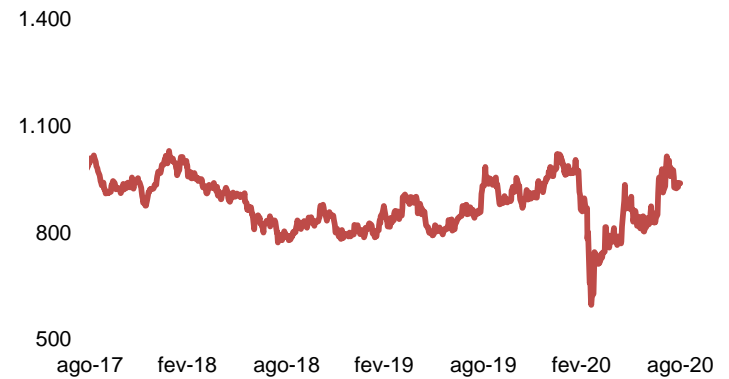
Silver (\$/t oz)

Daily (from 2017)



Platinum (\$/t oz)

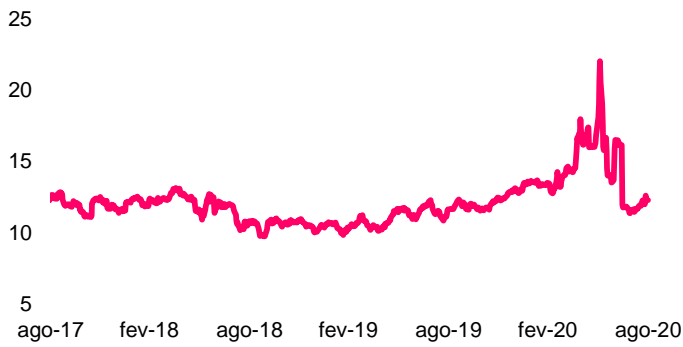
Daily (from 2017)



Non Energy Commodities

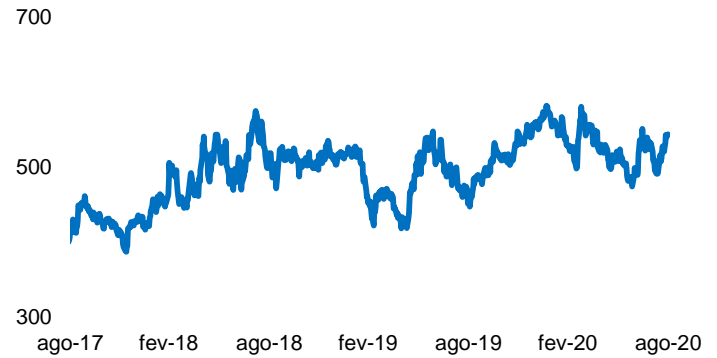
Rice (\$/cwt)

Daily (from 2017)



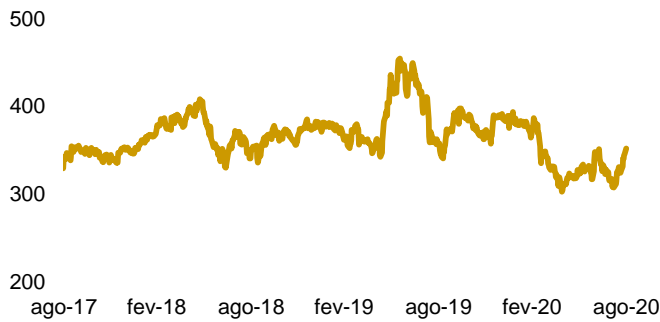
Wheat (\$/bu)

Daily (from 2017)



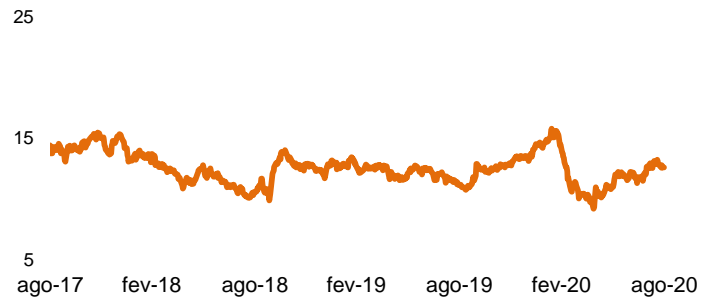
Corn (\$/bu)

Daily (from 2017)



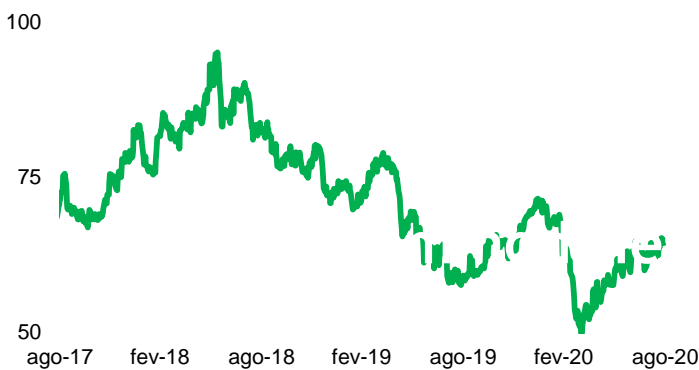
Sugar (\$/lb)

Daily (from 2017)



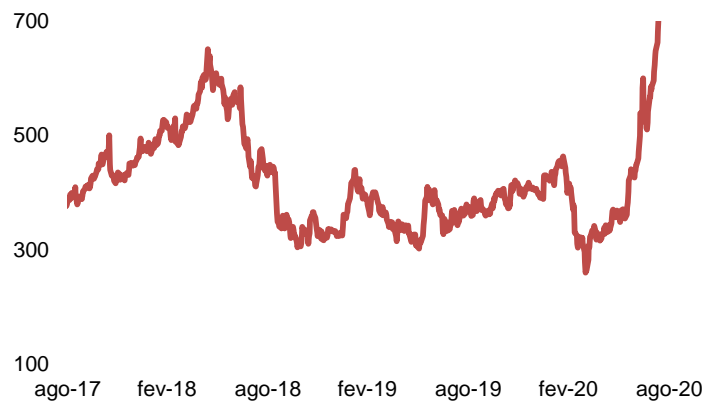
Cotton (\$/lb)

Daily (from 2017)



Lumber (\$/1000 Board Feet)

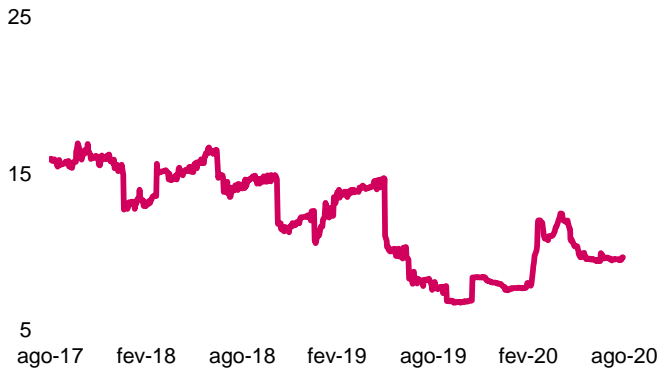
Daily (from 2017)



EuroBond and Currencies

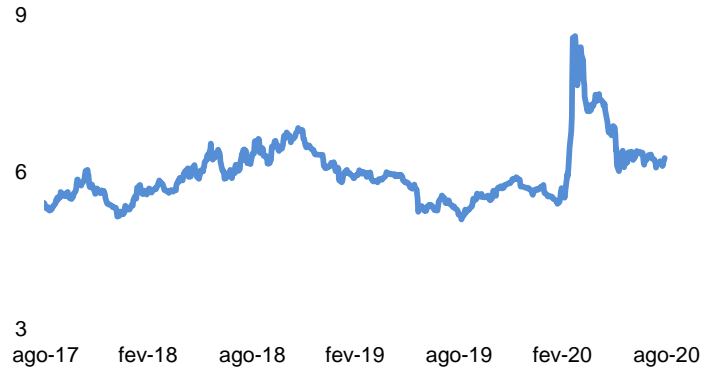
EuroBond Yield %

Mozambique



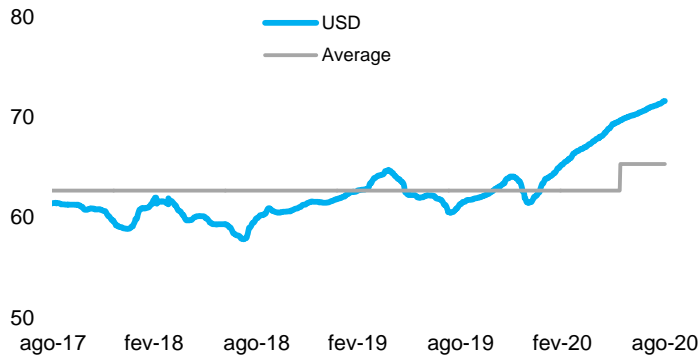
EuroBond Yield %

RSA



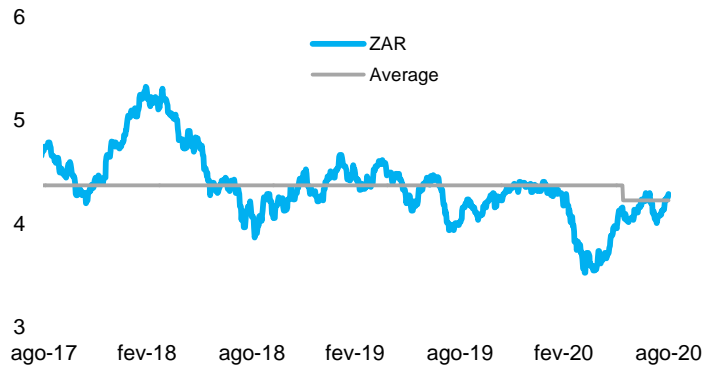
Exchange Rate

USD/MZN



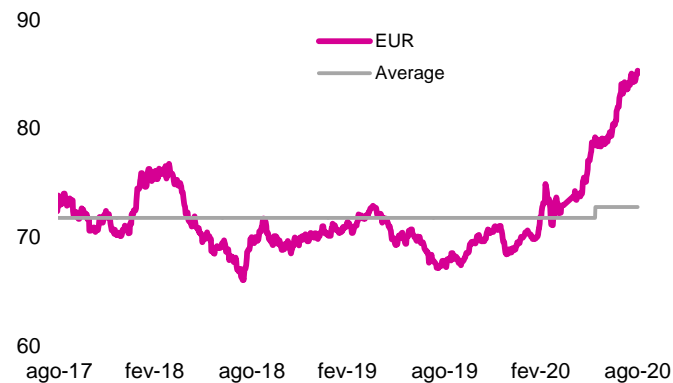
Exchange Rate

ZAR/MZN



Exchange Rate

EUR/MZN



Exchange Rate

USD/EUR

