



Commodities

ECONOMICS AND FINANCIAL RESEARCH

FLASH NOTE

Millennium
bim

Oldemiro Belchior | obelchior@millenniumbim.co.mz

Alfredo Magaia | amagaia@millenniumbim.co.mz

March 2020

Macroeconomic Data

MZN/USD: 65.91

MZN/ZAR: 4.07

MZN/EUR: 73.49

Real GDP % (2020F): 4.0

Inflation % (YoY): 3.55

Public Debt % (2020F): 111

Benchmark Interest Rate %: 15.75

Banks' Lending Rate %: 18.00

Monetary Policy Rate %: 12.75

Top Headlines



March 11, 2020 – EIA slashes global oil demand outlook as virus spreads

NEW YORK (Reuters) - Global oil demand should dive by 910,000 barrels per day (bpd) in the first quarter, the U.S. Energy Information Administration (EIA) forecast on Wednesday, as the rapid spread of coronavirus has slammed economic activity and travel, raising the specter of a global recession. <https://www.reuters.com/article/us-usa-oil-outlook/eia-slashes-global-oil-demand-outlook-as-virus-spreads-idUSKBN20Y224>



March 13, 2020 – Saudi Arabia floods markets with \$25 oil as Russia fight escalates

MOSCOW (Reuters) - Saudi Arabia is flooding markets with oil at prices as low as \$25 per barrel, specifically targeting big refiners of Russian oil in Europe and Asia, in an escalation of its fight with Moscow for market share, five trading sources said on Friday. <https://www.reuters.com/article/us-oil-opec-saudi/saudi-arabia-floods-markets-with-25-oil-as-russia-fight-escalates-idUSKBN21022H>



March 4, 2020 – Coronavirus spreads to hurt global coal market in H1 2020

"The ultimate impact of the coronavirus on Chinese and overall Asian coal imports and demand will vary with time but is distinctly bearish in the short-term," Platts Analytics said in its international coal markets forecast. <https://www.hellenicshippingnews.com/coronavirus-spreads-to-hurt-global-coal-market-in-h1-2020-platts-analytics/>



March 10, 2020 – China coking coal premiums in check as coronavirus hits steel market

London — China's domestic coking coal prices remain lofty compared with seaborne and regional markets elsewhere, but the coronavirus effect on China's steel inventory and steel demand may push markets closer together, according to market sources <https://www.spglobal.com/platts/en/market-insights/latest-news/coal/031020-china-coking-coal-premiums-in-check-as-coronavirus-hits-steel-market>



March 11, 2020 – Aluminum MMI: Demand weakness leads to further price deterioration

After holding sideways for most of February, LME aluminum prices once again grew weaker later in the month. Prices hit new short-term lows as of early March. As aluminum demand stalled out in China, production generally continued, as a result, the global market looked particularly oversupplied. <https://agmetalmminer.com/2020/03/11/aluminum-mmi-demand-weakness-leads-to-further-price-deterioration/>



March 25, 2020 – Exxon notifies contractors, vendors of spending cuts over coronavirus

ExxonMobil Corp is notifying contractors and vendors of planned near-term cuts in capital and operating expenses over a coronavirus pandemic. <https://furtherafrica.com/2020/03/25/exxon-notifies-contractors-vendors-of-spending-cuts-over-coronavirus/>



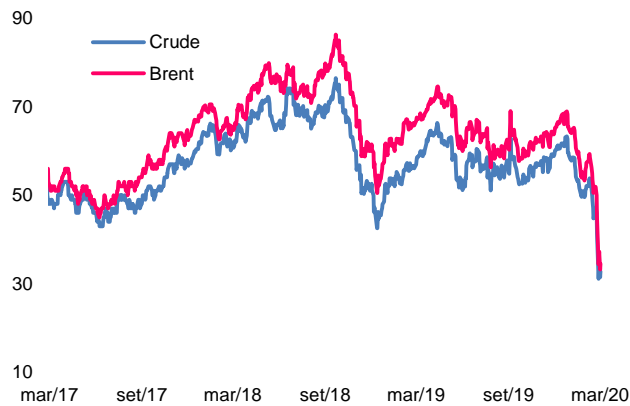
March 23, 2020 – Dollar edges higher as investors wait on fiscal stimulus

The dollar gained as investors waited on U.S. fiscal stimulus to blunt the impact of business shutdowns designed to halt the spread of the coronavirus. <https://www.reuters.com/article/us-global-forex/dollar-edges-higher-as-investors-wait-on-fiscal-stimulus-idUSKBN21A028>

Energy Commodities

Crude Oil Price (\$/bbl)

Daily (from 2017)



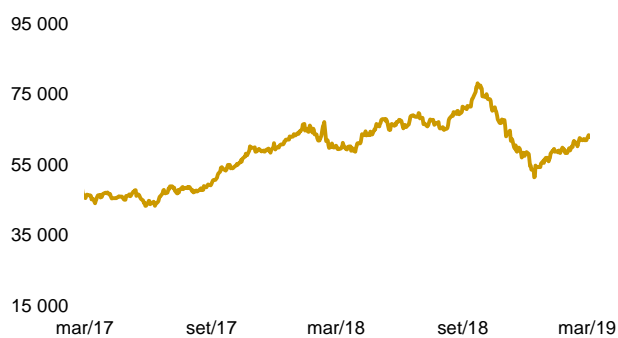
Natural Gas (USD)

Daily (from 2017)



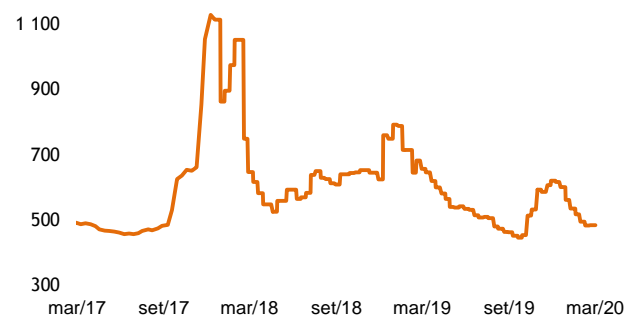
Kerosene (¥/kl)

Daily (from 2017)



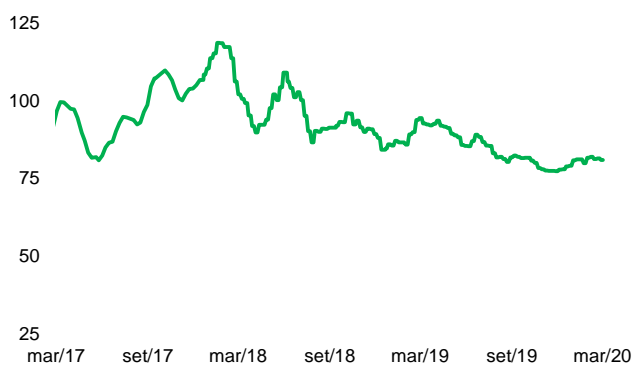
LNG China (\$/mmbtu)

CEFWCGUF Index, Daily (from 2017)



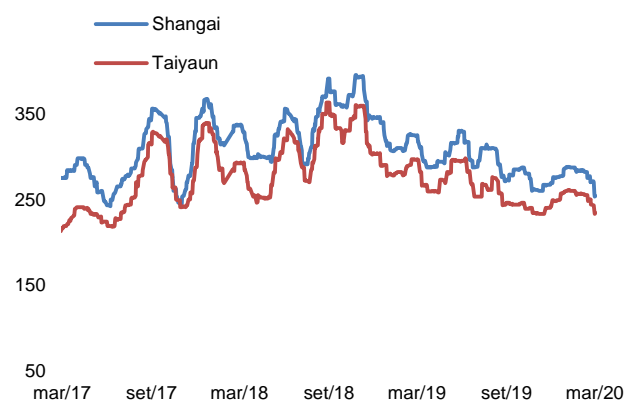
China Port Thermal Coal (\$/mt)

COASQI55 Index, Daily (from 2017)



2nd Grade Coke Shanghai and Taiyuan (\$/mt)

CCOKSHAN Index, Daily (from 2017)

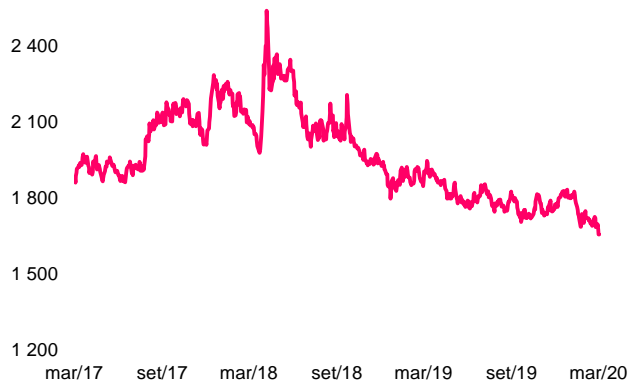




Minerals & Precious Metals

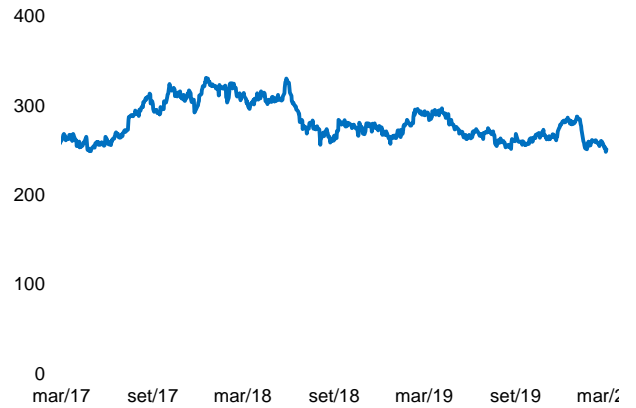
Aluminum (\$/mt)

Daily (from 2017)



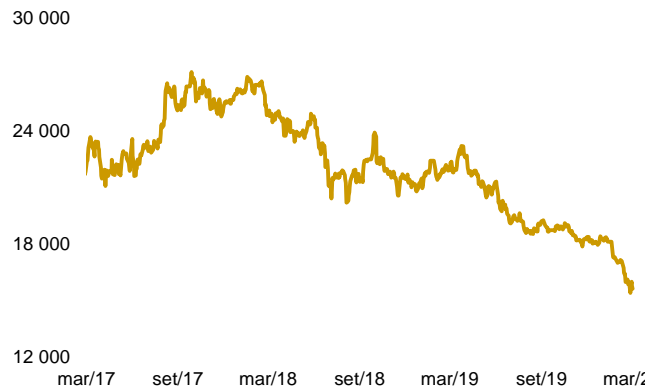
Copper (\$/lb)

Daily (from 2017)



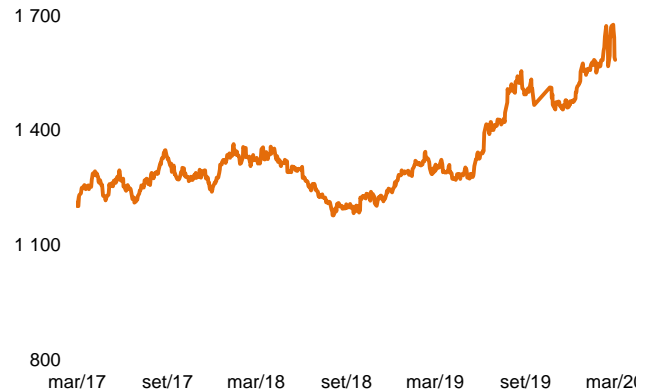
Zinc (CNY/MT)

Daily (from 2017)



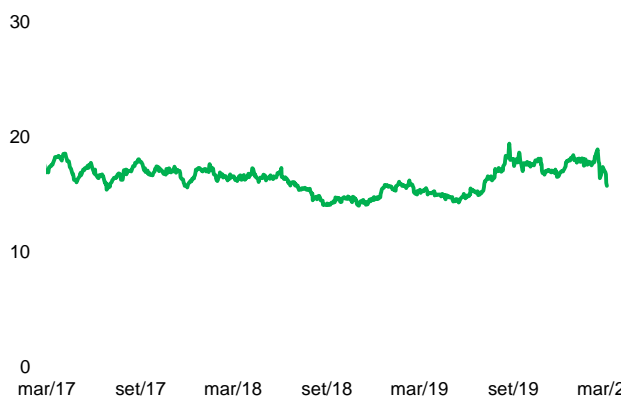
Gold (\$/t oz)

Daily (from 2017)



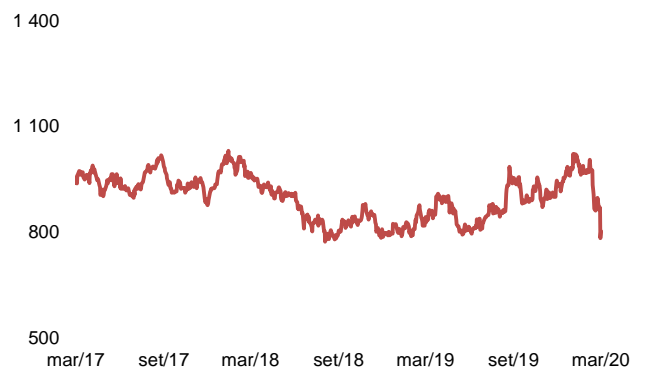
Silver (\$/t oz)

Daily (from 2017)



Platinum (\$/t oz)

Daily (from 2017)





Commodities

ECONOMICS AND FINANCIAL RESEARCH

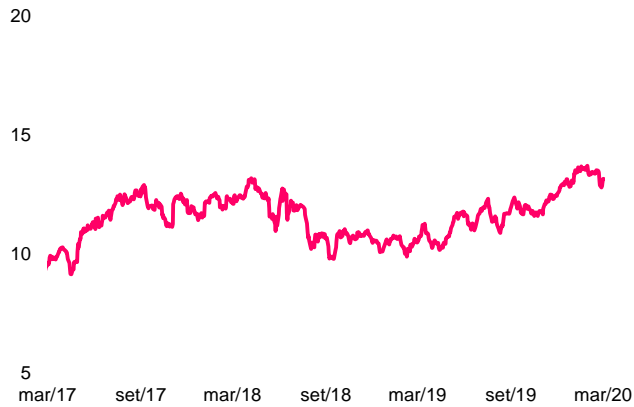
FLASH NOTE

Millennium
bim

Non Energy Commodities

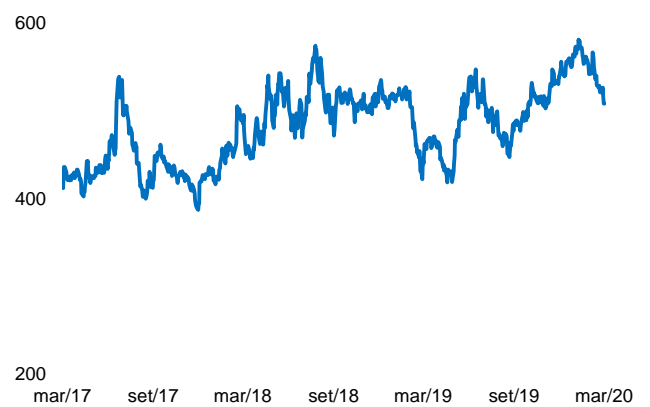
Rice (\$/cwt)

Daily (from 2017)



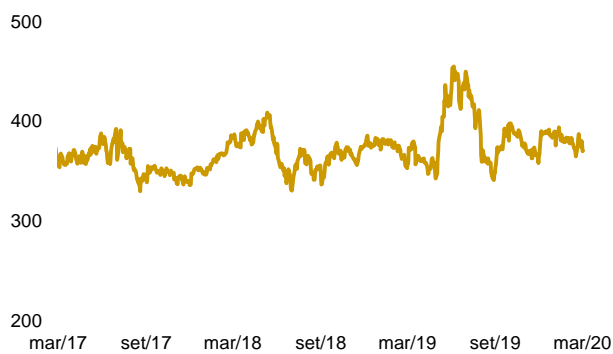
Wheat (\$/bu)

Daily (from 2017)



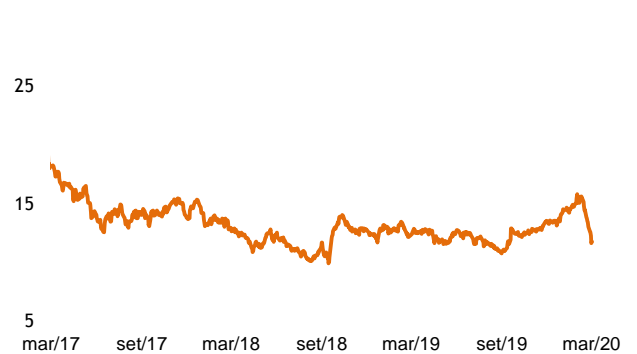
Corn (\$/bu)

Daily (from 2017)



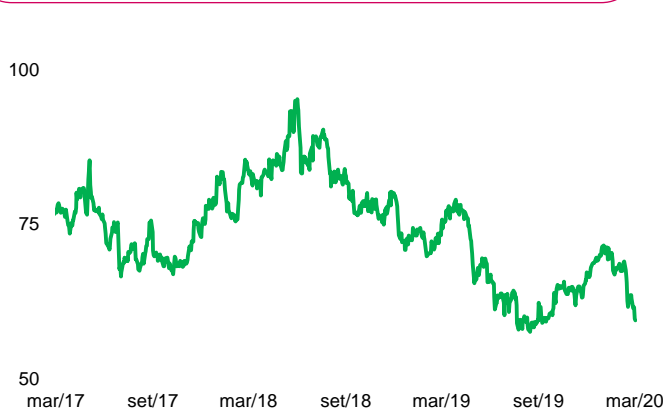
Sugar (\$/lb)

Daily (from 2017)



Cotton (\$/lb)

Daily (from 2017)



Lumber (\$/1000 Board Feet)

Daily (from 2017)



EuroBond and Currencies

EuroBond Yield %

Mozambique



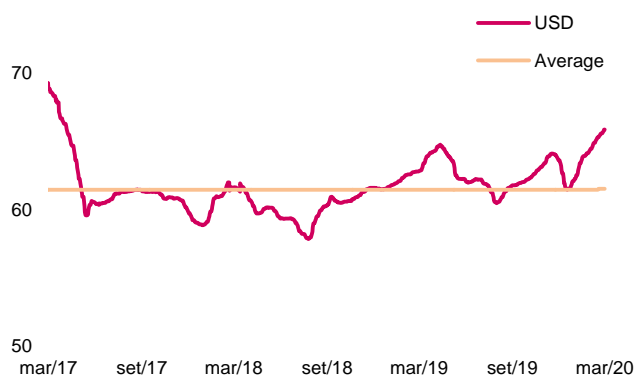
EuroBond Yield %

RSA



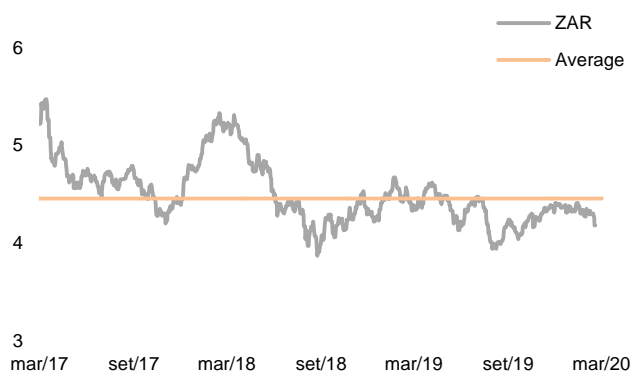
Exchange Rate

USD/MZN



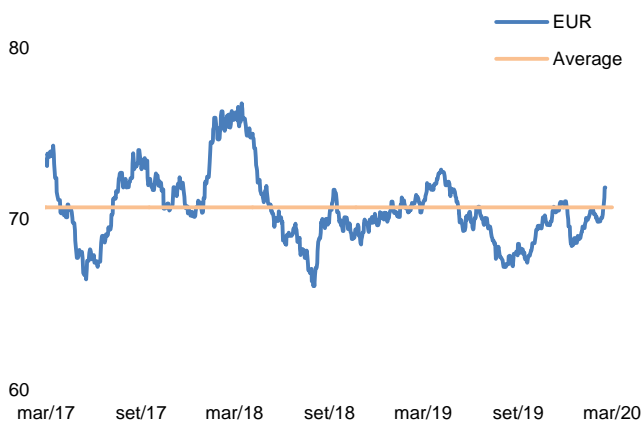
Exchange Rate

ZAR/MZN



Exchange Rate

EUR/MZN



Exchange Rate

USD/EUR

